



BEACH HATCHERY LTD.

an addition to the export

REF :

DATE :

BEACH HATCHERY LIMITED
STATEMENT OF FINANCIAL POSITION
(Un-Audited)
AS AT MARCH 31, 2020

PARTICULARS	AMOUNT (TK.)	
	31.03.2020	30.06.2019
ASSETS		
NON-CURRENT ASSETS	215,940,310	217,678,532
Property, Plant & Equipment	215,940,310	217,678,532
CURRENT ASSETS	276,686,419	279,816,532
Accounts Receivable	273,754,224	276,526,940
Advances, Deposits & Pre-Payments	2,885,941	3,238,531
Cash & Cash Equivalents	46,254	51,061
TOTAL ASSETS	492,626,729	497,495,064
EQUITY AND LIABILITIES		
EQUITY	406,741,713	419,867,855
Share Capital	414,010,210	414,010,210
Retained Earning	(23,642,301)	(10,516,159)
Tax Holiday Reserve	16,373,804	16,373,804
NON CURRENT LIABILITIES	17,608,270	16,621,330
Secured Loan	17,608,270	16,621,330
CURRENT LIABILITIES	68,276,746	61,005,879
Short Term Liabilities	45,590,535	43,069,354
Liability for Expenses	11,817,704	7,068,023
Liabilities for Goods & Services	1,213,357	1,213,357
Liabilities for Other Finance	234,970	234,970
Income Tax Payable	9,420,180	9,420,175
LIABILITIES & SHAREHOLDERS EQUITY	492,626,729	497,495,064

Net Asset Value Per Share :


9.82

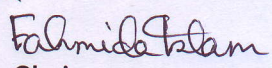
10.14


Company Secretary
Place: Dhaka


Chief Financial Officer


Chief Executive Officer


Director


Chairman



BEACH HATCHERY LTD.

an addition to the export

REF :

DATE :

BEACH HATCHERY LIMITED STATEMENT OF COMPREHENSIVE INCOME (Un-Audited) FOR THE PERIOD ENDED MARCH 31, 2020

SL. NO.	PARTICULARS	Amount(Tk) 31.03.2020	Amount(Tk) 31.03.2019	Amount(Tk) January To March 2020	Amount(Tk) January To March 2019
A	Turnover	-	-	-	-
B	Less : Factory Overhead	2,950,423	3,389,783	1,944,402	1,103,826
C	Gross Profit (A-B)	(2,950,423)	(3,389,783)	(1,944,402)	(1,103,826)
D	Operating Expenses	6,146,625	3,829,434	5,098,640	1,153,227
	Office & Administrative Expenses	6,146,625	3,829,434	5,098,640	1,153,227
E	Operating Profit (C-D)	(9,097,048)	(7,219,217)	(7,043,042)	(2,257,053)
F	Financial Expenses	4,029,121	3,696,442	2,686,081	1,232,148
G	Other Income	36	57	36	57
H	Net profit before tax (E-F-G)	(13,126,133)	(10,915,602)	(9,729,087)	(3,489,144)
I	Less : Provision for tax	9	14	9	14
	Net profit after tax (H-I)	(13,126,142)	(10,915,616)	(9,729,096)	(3,489,158)

Earning Per Share

(0.32)

(0.26)

(0.23)

(0.08)

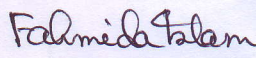
Note: The Factory has dismantled by the government to construct marine drive road and entire operation has stopped.


Company Secretary


Chief Financial Officer


Chief Executive Officer


Director


Chairman

Place: Dhaka



BEACH HATCHERY LTD.

an addition to the export


REF :


DATE :


BEACH HATCHERY LIMITED STATEMENT OF CHANGES IN EQUITY (Un-Audited) AS ON 31ST MARCH, 2020

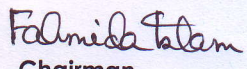
Particulars	Share Capital	Tax Holiday Reserve	Proposed Stock Dividend	Retained Earning	Total
Balance at 1st July 2018	414,010,210	16,373,804		4,504,925	434,888,939
Net Profit/Loss for the Period	-	-		(10,915,616)	(10,915,616)
Balance at 31st March 2019	414,010,210	16,373,804	-	(6,410,691)	423,973,323
Balance at 1st July 2019	414,010,210	16,373,804		(10,516,159)	419,867,855
Net Profit for the period	-	-		(13,126,142)	(13,126,142)
Balance at 31st March 2020	414,010,210	16,373,804	-	(23,642,301)	406,741,713


Company Secretary


Chief Financial Officer


Chief Executive Officer


Director


Chairman

Place: Dhaka



BEACH HATCHERY LTD.

an addition to the export

REF :

DATE :

BEACH HATCHERY LIMITED
STATEMENT OF CASH FLOW
(Un-Audited)
AS ON 31ST MARCH, 2020


SL.NO	PARTICULARS	AMOUNT(TK) 31.03.2020	AMOUNT(TK) 31.03.2019
A	Cash flows from Operating Activities	516,161	(2,825)
	Collection from Customer	2,772,716	2,846,304
	Cash Paid to Suppliers	(226,292)	(1,327,651)
	Operating Exp. Cash paid	(2,382,853)	(2,016,888)
	Advance, deposit and Prepayments	352,590	495,410
B	Cash flows from Non-operating Activities	32	51
	Other Income	36	57
	Tax Deducted at Source	4	6
C	Cash flows from Investing Activities	-	-
	Acquisition of Fixed Assets	-	-
D	Cash flows from Financing Activities	(521,000)	-
	Loan Re-Payment	(521,000)	-
	Dividend Paid	-	-
	Net (Decrease)/Increase in Cash (A+B+C+D)	(4,807)	(2,774)
	Opening Cash & Bank Balance	51,061	180,238
	Closing Cash & Bank Balance	46,254	177,464


Net Operating Cash Flow Per Share


0.0125


(0.0001)


Company Secretary


Chief Financial Officer


Chief Executive Officer


Director


Chairman

Place: Dhaka

BEACH HATCHERY LIMITED
NOTES TO FINANCIAL STATEMENTS
(Un-Audited)
As on 31st March, 2020.

1.00 PROPERTY, PLANT & EQUIPMENT : Tk.

215,940,310 217,678,532

This is arrived as under :

Particulars	31.03.2020	30.06.2019
Opening Balance (Cost)	482,260,635	482,260,635
Add : Addition during the year	-	-
	482,260,635	482,260,635
Less: Accumulated Depreciation.	264,582,103	261,716,238
	217,678,532	220,544,397
Less: Depreciation charged during the period	1,738,222	2,865,865
Balance (W.D.V) :	215,940,310	217,678,532

2.00 ACCOUNTS RECEIVABLE Tk.

273,754,224 276,526,940

The movement of above balance is as under:

Particulars	31.03.2020	30.06.2019
Opening Balance	276,526,940	279,928,483
Add : Addition during the year	-	-
	276,526,940	279,928,483
Less : Realised/Adjusted during the year	(2,772,716)	(3,401,543)
	273,754,224	276,526,940
Less: Provision for bad & doubtful debts	-	-
Total :	273,754,224	276,526,940

3.00 CASH AND CASH EQUIVALENT :

Tk. 46,254 51,061

This is made up as under:

Particulars	31.03.2020	30.06.2019
Cash in hand (Note - 3.01)	26,748	30,667
Cash at Bank (Note - 3.02)	19,506	20,394
Total	46,254	51,061

3.01 Cash in hand :

Tk. 26,748 30,667

This is made up as under :

Particulars	31.03.2020	30.06.2019
Cash in Head Office	5,107	1,184
Cash In Teknaf	21,641	29,483
Total Cash in Hand	26,748	30,667

3.02 Cash at Bank : Tk. **19,506** **20,394**
This is made up as under :

Particulars	31.03.2020	30.06.2019
a) Cash at Bank (Head office)		
Bangladesh Krishi Bank-2465	1,178	1,523
IFIC Bank-1017124081-001	12,140	12,140
Prime Bank Ltd. 12811050018053	1,383	1,383
Bangladesh Krishi Bank STD 2172	1,246	1,789
Total Cash at Bank (Head office)----(a)	15,947	16,835
b) Cash at Bank (Satkhira)		
Bangladesh Krishi Bank-1116	3,559	3,559
Total Cash at Bank (Satkhira)----- (b)	3,559	3,559
Total Cash at Bank(a+b)	19,506	20,394

04.00 SHARE CAPITAL :

Authorized Capital:

100,000,000 Ordinary Shares of Tk. 10/- each. Tk. **2,000,000,000**

Issued, Subscribed and Paid-up-Capital : Tk. **414,010,210**

Ordinary Share holding position of the Company is as follows:

Sl.No.	Name of the Shareholders	Nos. of Shares	Amount (Tk.)
1	Md. Shariful Islam	9,045,704	90,457,040
2	Mrs. Fahmida Islam	1,956,075	19,560,750
3	M/s Meghna Shrimp Culture Ltd.	1,856,660	18,566,600
4	Syed Nur Ahmed	1,619,746	16,197,460
5	ICB	2,518,835	25,188,350
6	Financial Institution	5,365,585	53,655,850
7	General Public	19,038,416	190,384,160
8	Total :	41,401,021	414,010,210

05.00 SECURED LOAN : Tk. **17,608,270** **16,621,330**

This represents the outstanding amount of principal and interest of project loan taken from Bangladesh Krishi Bank (BKB) Teknaf Branch, Teknaf. The loan is secured by all fixed assets of the Company. The above balance arrived as under :

Particulars	31.03.2020	30.06.2019
Balance b/f	16,621,330	15,248,927
Less : Refund/adjusted during the year	135,000	-
	16,486,330	15,248,927
Add : Interest charged for the year	1,121,940	1,372,403
Balance	17,608,270	16,621,330

06.00 SHORT TERM LIABILITIES :Tk. **45,590,535** **43,069,354**

The above mentioned Bank's loan represents outstanding amount of Working Capital Loan allowed by Bangladesh Krishi Bank, Teknaf Br. The above balance arrived as under :

Particulars	31.03.2020	30.06.2019
Balance b/f	43,069,354	39,513,169
Less : Paid/Adjusted during the year	386,000	-
Add : Provision for Interest during the year	42,683,354	39,513,169
Balance	45,590,535	43,069,354






07.00 LIABILITIES FOR OTHER EXPENSES : TK.Tk. **11,817,704** **7,068,023**

Particulars	31.03.2020	30.06.2019
Prov. For Audit Fees	80,000	230,000
Prov. For Salary Head Office	3,577,500	2,595,500
Prov. For Salary Factory	3,217,932	2,383,858
Prov. For Wages Factory	821,720	557,850
Prov. For Service Benefit	2,838,000	-
Prov. For Telephone Fax	67,542	67,542
Prov. For Utility & Electricity	48,919	67,182
Prov. For CDBL & Listing Fee	1,166,091	1,166,091
Total :	11,817,704	7,068,023

08.00 LIABILITIES FOR OTHER FINANCE : TK.Tk. **234,970** **234,970**

The above balance represents unclaimed dividend as on Balance Sheet date. Year wise break up of the balance is under.

Dividend for the year	31.03.2020	30.06.2019
2003		
2004	7,220	7,220
2005	27,872	27,872
Fraction of Stock Dividend	152,392	152,392
Total :	234,970	234,970


Company Secretary
Chief Financial Officer
Chief Executive Officer
Director
Chairman